

Weekly Newsletter-Agri Commodity

21/9/2015




CapitalHEIGHT
When Money Matters

www.capitalheight.com

Weekly News Letter-Agri

Contents

- ▶ **Market Wrap**
 - ▶ Chana
 - ▶ Dhaniya
 - ▶ Jeera
 - ▶ Turmeric
- ▶ **Technical Analysis**
 - ▶ Chana
 - ▶ Dhaniya
 - ▶ Jeera
 - ▶ Turmeric

MARKET WRAP

CHANA

- ▶ Chana future closed on upper level after sell off and bounced back on Friday buying might be seen in next week.
- ▶ Chana future is trading at DMA resistance level if it breaks this level then further buying might be seen in near term.

DHANIYA

- ▶ Dhaniya future traded downside due to high selling pressure. Further downside movement is expected in next week.
- ▶ There is strong support in Dhaniya so buying may continue from lower level after consolidation.

JEERA

- ▶ Jeera future was also down during the week amid profit booking in spot market and further selling is expected in next week.
- ▶ There is strong weekly support level which acting as crucial support. So next week slightly upside movement might be seen.

TURMERIC

- ▶ Turmeric is moving in a range bound channel so further selling is expected due to trend line resistance level.
- ▶ In weekly chart Turmeric is moving in a range bound channel so further selling may emerge in next week from higher level.

TECHNICAL VIEW

CHANA

WEEKLY PIVOT

SCRIPT	R4	R3	R2	R1	P	S1	S2	S3	S4
CHANA	5403	5090	4777	4668	4464	4355	4155	3838	3525

OUTLOOK

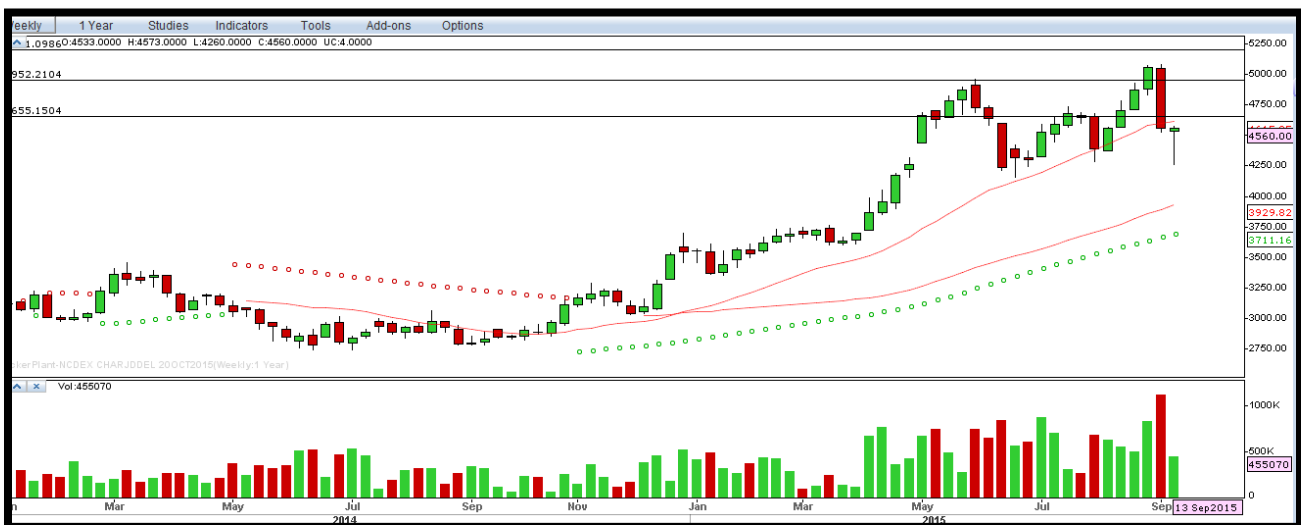
Trend: Consolidate

Resistance: 4660, 5090

Support: 4350, 3830

Strategy: Buy on dips

CHANA WEEKLY



DHANIYA

WEEKLY PIVOT

SCRIPT	R4	R3	R2	R1	P	S1	S2	S3	S4
DHANIYA	11956	11616	11276	11092	10936	10752	10596	10256	9916

OUTLOOK

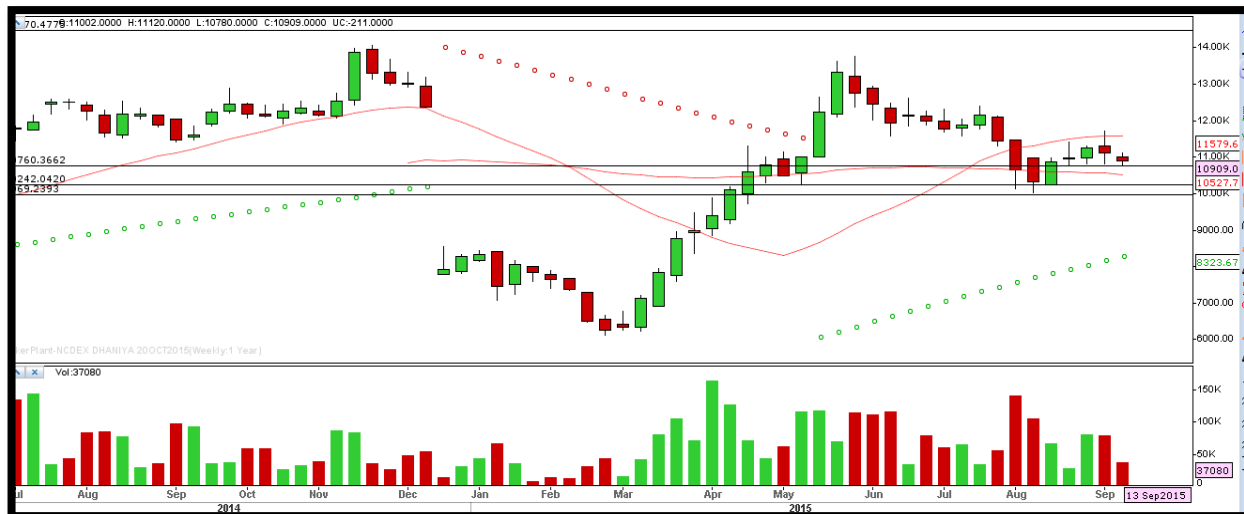
Trend: Consolidate

Resistance: 11090, 11270

Support: 10750, 10590

Strategy: Buy on dips

DHANIYA WEEKLY



JEERA

WEEKLY PIVOT

SCRIPT	R4	R3	R2	R1	P	S1	S2	S3	S4
JEERA	17368	16868	16368	16086	15868	15586	15368	14868	14368

OUTLOOK

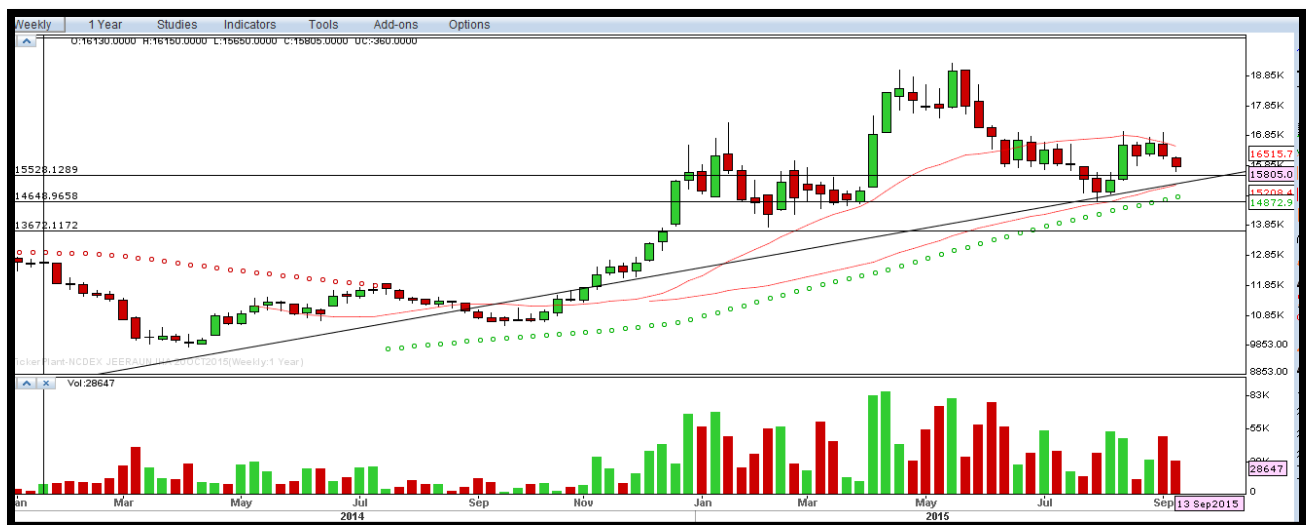
Trend: Consolidate

Resistance: 16080, 16360

Support: 15580, 14860

Strategy: Sell on highs

JEERA WEEKLY



TURMERIC

WEEKLY PIVOT

SCRIPT	R4	R3	R2	R1	P	S1	S2	S3	S4
TURMERIC	9542	8978	8414	8117	7850	7553	7286	6722	6158

OUTLOOK

Trend: Consolidate

Resistance: 8110, 8410

Support: 7550, 7280

Strategy: Sell on highs

TURMERIC WEEKLY



Disclaimer

The information and views in this report, our website & all the service we provide are believed to be reliable, but we do not accept any responsibility (or liability) for errors of fact or opinion. Users have the right to choose the product/s that suits them the most.

Sincere efforts have been made to present the right investment perspective. The information contained herein is based on analysis and up on sources that we consider reliable.

[This material is for personal information and based upon it & takes no responsibility](#)

The information given herein should be treated as only factor, while making investment decision. The report does not provide individually tailor-made investment advice. Money CapitalHeight Research investment advisors Pvt. Ltd. recommends that investors independently evaluate particular investments and strategies, and encourages investors to seek the advice of a financial adviser. Money CapitalHeight Research Pvt. Ltd. shall not be responsible for any transaction conducted based on the information given in this report, which is in violation of rules and regulations of NCDEX.

The commodity price projections shown are not necessarily indicative of future price performance. The information herein, together with all estimates and forecasts, can change without notice. Analyst or any person related to Money CapitalHeight Research investment advisors Pvt. Ltd. might be holding positions in the commodity recommended. It is understood that anyone who is browsing through the site has done so at his free will and does not read any views expressed as a recommendation for which either the site or its owners or anyone can be held responsible for. Any surfing and reading of the information is the acceptance of this disclaimer.

All Rights Reserved.

[Investment in Commodity and equity market has its own risks.](#)

We, however, do not vouch for the accuracy or the completeness thereof. [we are not responsible for any loss incurred whatsoever for any financial profits or loss which may arise from the recommendations above.](#) Money CapitalHeight Research investment advisors Pvt. Ltd. does not purport to be an invitation or an offer to buy or sell any financial instrument. [Our Clients \(Paid Or Unpaid\), Any third party or anyone else have no rights to forward or share our calls or SMS or Report or Any Information Provided by us to/with anyone which is received directly or indirectly by them. If found so then Serious Legal Actions can be taken.](#)