

Weekly Newsletter-Agri Commodity

28/12/2015




CapitalHEIGHT
When Money Matters

www.capitalheight.com

Weekly News Letter-Agri

Contents

- ▶ **Market Wrap**
 - ▶ Chana
 - ▶ Dhaniya
 - ▶ Jeera
 - ▶ Turmeric
- ▶ **Technical Analysis**
 - ▶ Chana
 - ▶ Dhaniya
 - ▶ Jeera
 - ▶ Turmeric

MARKET WRAP

CHANA

- ▶ Chana future closed on up side on Friday after witnessing consolidated movement for the entire week.
- ▶ Chana future can face strong support from psychological level of 4800 and buying is expected for from lower level continuing channel formation.

DHANIYA

- ▶ Dhaniya future witnessed bearish movement for the entire week and closed on lower side.
- ▶ Dhaniya future has made a bearish candle in weekly chart so selling might be seen on Monday but buying is expected from lower levels.

JEERA

- ▶ Jeera future bottomed out and closed on bullish note on Friday so further buying is expected in next week.
- ▶ There is strong weekly trend line and resistance level but if it crosses that level than bullish rally can be expected in near term.

TURMERIC

- ▶ Turmeric future witnessed bullish movement for the entire week and closed on positive note.
- ▶ In weekly chart Turmeric is following trend line support so Buying might be seen from lower levels.

TECHNICAL VIEW

CHANA

WEEKLY PIVOT

SCRIPT	R4	R3	R2	R1	P	S1	S2	S3	S4
CHANA	6585	6085	5585	5391	5085	4891	4585	4085	3585

OUTLOOK

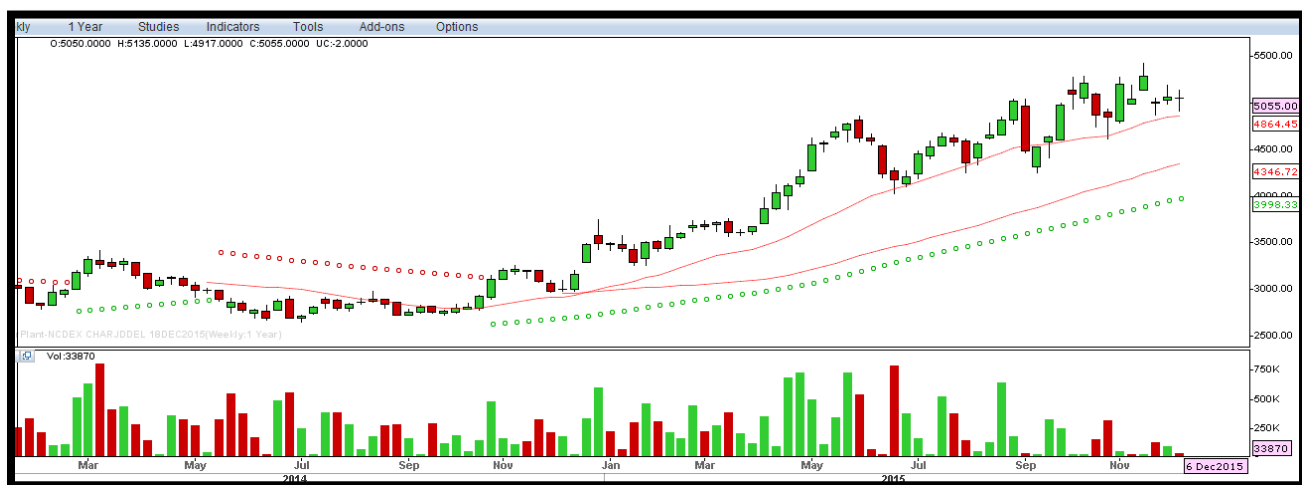
Trend: Buy on dips

Resistance: 5390, 6080

Support: 4890, 4080

Strategy: Buy on dips

CHANA WEEKLY



DHANIYA

WEEKLY PIVOT

SCRIPT	R4	R3	R2	R1	P	S1	S2	S3	S4
DHANIYA	12830	11650	10470	9996	9290	8816	8810	6930	5750

OUTLOOK

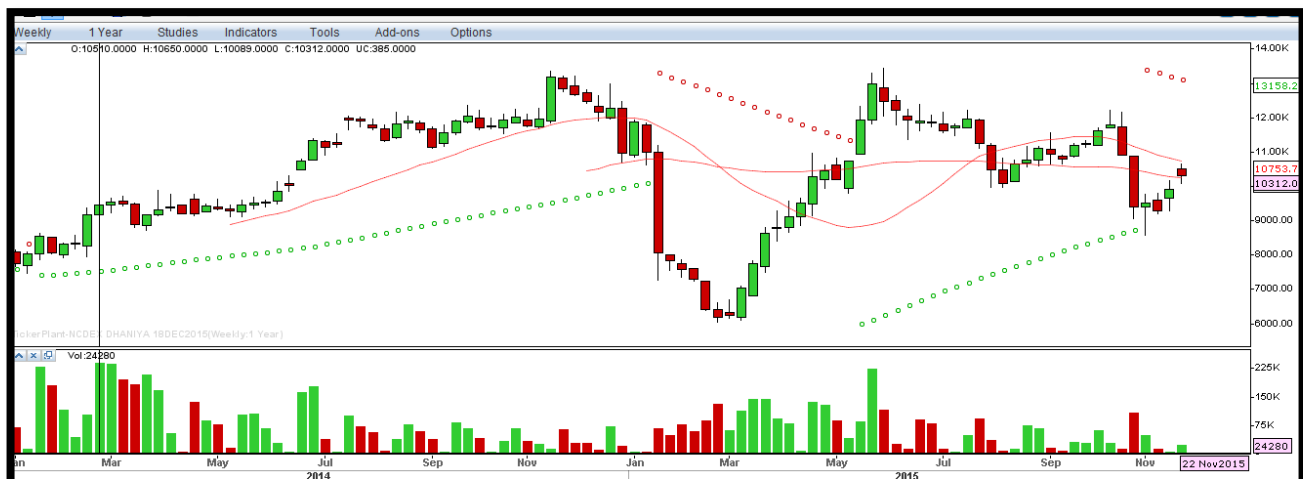
Trend: Consolidate

Resistance: 9990, 10470

Support: 8810, 6930

Strategy: Buy on dips

DHANIYA WEEKLY



JEERA

WEEKLY PIVOT

SCRIPT	R4	R3	R2	R1	P	S1	S2	S3	S4
JEERA	17598	16938	16278	15946	15618	15286	14958	14298	13638

OUTLOOK

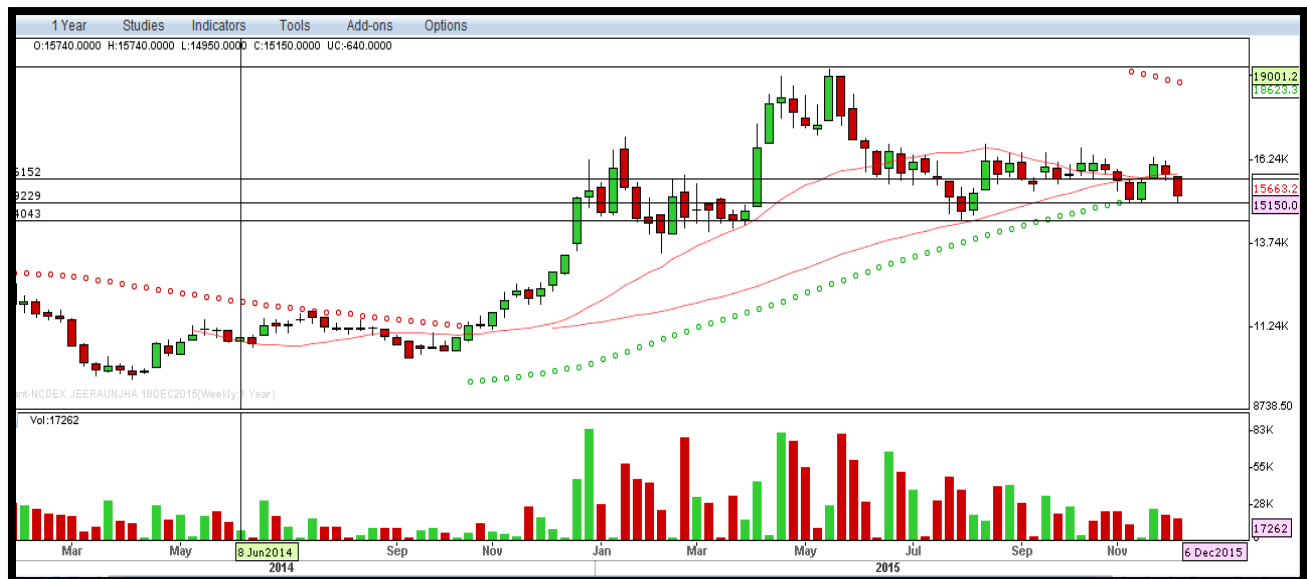
Trend: Consolidate

Resistance: 16270, 16930

Support: 15280, 15290

Strategy: Buy on dips

JEERA WEEKLY



TURMERIC

WEEKLY PIVOT

SCRIPT	R4	R3	R2	R1	P	S1	S2	S3	S4
TURMERIC	9814	9314	8814	8630	8314	8130	7814	7314	6814

OUTLOOK

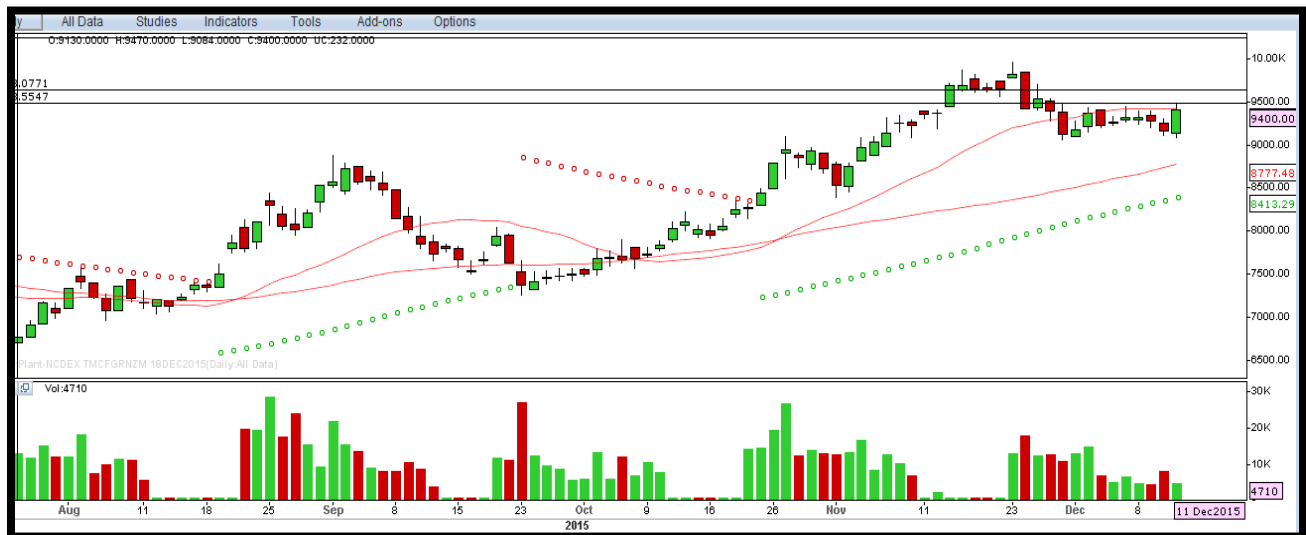
Trend: Consolidate

Resistance: 8650, 8825

Support: 8125, 7820

Strategy: Buy on dips

TURMERIC WEEKLY



Disclaimer

The information and views in this report, our website & all the service we provide are believed to be reliable, but we do not accept any responsibility (or liability) for errors of fact or opinion. Users have the right to choose the product/s that suits them the most.

Sincere efforts have been made to present the right investment perspective. The information contained herein is based on analysis and up on sources that we consider reliable.

[This material is for personal information and based upon it & takes no responsibility](#)

The information given herein should be treated as only factor, while making investment decision. The report does not provide individually tailor-made investment advice. Money CapitalHeight Research investment advisors Pvt. Ltd. recommends that investors independently evaluate particular investments and strategies, and encourages investors to seek the advice of a financial adviser. Money CapitalHeight Research Pvt. Ltd. shall not be responsible for any transaction conducted based on the information given in this report, which is in violation of rules and regulations of NCDEX.

The commodity price projections shown are not necessarily indicative of future price performance. The information herein, together with all estimates and forecasts, can change without notice. Analyst or any person related to Money CapitalHeight Research investment advisors Pvt. Ltd. might be holding positions in the commodity recommended. It is understood that anyone who is browsing through the site has done so at his free will and does not read any views expressed as a recommendation for which either the site or its owners or anyone can be held responsible for. Any surfing and reading of the information is the acceptance of this disclaimer.

All Rights Reserved.

[Investment in Commodity and equity market has its own risks.](#)

We, however, do not vouch for the accuracy or the completeness thereof. [we are not responsible for any loss incurred whatsoever for any financial profits or loss which may arise from the recommendations above.](#) Money CapitalHeight Research investment advisors Pvt. Ltd. does not purport to be an invitation or an offer to buy or sell any financial instrument. [Our Clients \(Paid Or Unpaid\), Any third party or anyone else have no rights to forward or share our calls or SMS or Report or Any Information Provided by us to/with anyone which is received directly or indirectly by them. If found so then Serious Legal Actions can be taken.](#)