

Weekly Newsletter-Agri Commodity

11/04/2016




CapitalHEIGHT
When Money Matters

www.capitalheight.com

Weekly News Letter-Agri

Contents

- ▶ **Market Wrap**
 - ▶ Chana
 - ▶ Dhaniya
 - ▶ Jeera
 - ▶ Turmeric
- ▶ **Technical Analysis**
 - ▶ Chana
 - ▶ Dhaniya
 - ▶ Jeera
 - ▶ Turmeric

MARKET WRAP

CHANA

- ▶ Chana future closed on up side on friday after witnessing upside movement for the entire week.
- ▶ Chana future may face strong buying from psychological level of 4600 above and selling is expected for from higher level continuing channel formation.

DHANIYA

- ▶ Dhaniya future witnessed upside movement for the entire week and closed on up side.
- ▶ Dhaniya future has made a recovery in weekly chart so buying might be seen on Monday but buying is expected from lower levels.

JEERA

- ▶ Jeera future was in buying mode and closed on higher level and selling is expected in next week.
- ▶ There is strong weekly trend rebound and resistance level at 15230 but if it crosses that level 14830 than bearish rally can be expected in near term.

TURMERIC

- ▶ Turmeric future witnessed consolidates movement for the entire week and closed on positive note.
- ▶ In weekly chart Turmeric is break trend line and closed on resistance so again selling might be seen from higher levels.

TECHNICAL VIEW

CHANA

WEEKLY PIVOT

SCRIPT	R4	R3	R2	R1	P	S1	S2	S3	S4
CHANA	5195	4976	4757	4680	4538	4461	4319	4100	3881

OUTLOOK

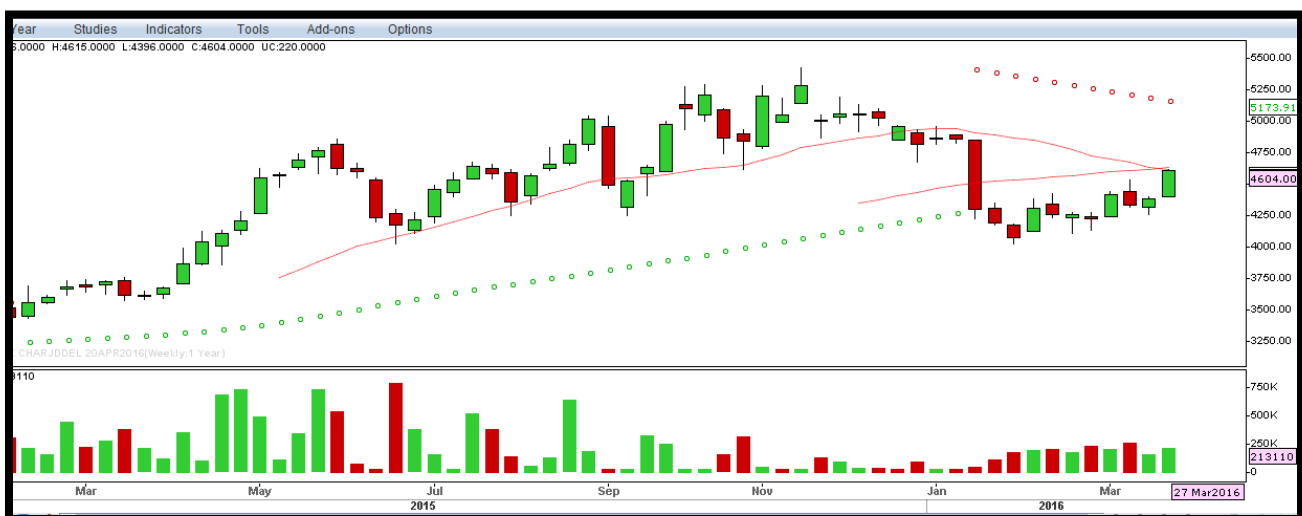
Trend: Consolidate

Resistance: 4680, 4750

Support: 4460, 4320

Strategy: Buy on dips

CHANA WEEKLY



DHANIYA

WEEKLY PIVOT

SCRIPT	R4	R3	R2	R1	P	S1	S2	S3	S4
DHANIYA	7776	7446	7116	6922	6786	6592	6456	6126	5796

OUTLOOK

Trend: Consolidate

Resistance: 7145, 7845

Support: 6580, 6040

Strategy: Buy on dips

DHANIYA WEEKLY



JEERA

WEEKLY PIVOT

SCRIPT	R4	R3	R2	R1	P	S1	S2	S3	S4
JEERA	17828	16813	15798	15366	14783	14351	13768	12753	11738

OUTLOOK

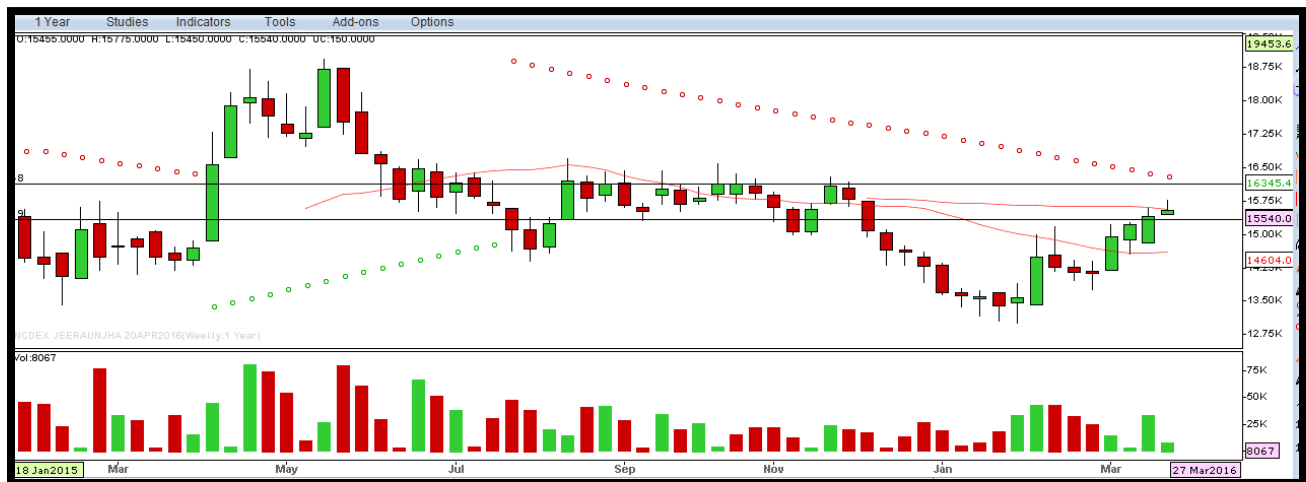
Trend: Consolidate

Resistance: 15080, 15540

Support: 14405, 13900

Strategy: Buy on dips

JEERA WEEKLY



TURMERIC

WEEKLY PIVOT

SCRIPT	R4	R3	R2	R1	P	S1	S2	S3	S4
TURMERIC	10549	10033	9517	9298	9001	8782	8485	7969	7453

OUTLOOK

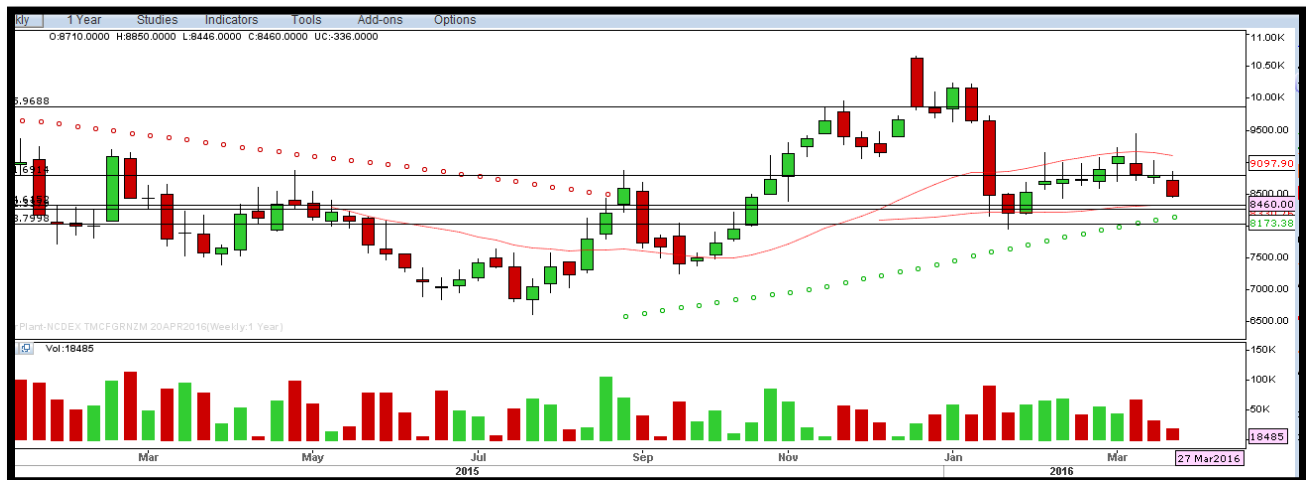
Trend: Consolidate

Resistance: 9375, 9700

Support: 8650, 8235

Strategy: Sell on highs

TURMERIC WEEKLY



Disclaimer

The information and views in this report, our website & all the service we provide are believed to be reliable, but we do not accept any responsibility (or liability) for errors of fact or opinion. Users have the right to choose the product/s that suits them the most.

Sincere efforts have been made to present the right investment perspective. The information contained herein is based on analysis and up on sources that we consider reliable.

[This material is for personal information and based upon it & takes no responsibility](#)

The information given herein should be treated as only factor, while making investment decision. The report does not provide individually tailor-made investment advice. Money CapitalHeight Research investment advisors Pvt. Ltd. recommends that investors independently evaluate particular investments and strategies, and encourages investors to seek the advice of a financial adviser. Money CapitalHeight Research Pvt. Ltd. shall not be responsible for any transaction conducted based on the information given in this report, which is in violation of rules and regulations of NCDEX.

The commodity price projections shown are not necessarily indicative of future price performance. The information herein, together with all estimates and forecasts, can change without notice. Analyst or any person related to Money CapitalHeight Research investment advisors Pvt. Ltd. might be holding positions in the commodity recommended. It is understood that anyone who is browsing through the site has done so at his free will and does not read any views expressed as a recommendation for which either the site or its owners or anyone can be held responsible for. Any surfing and reading of the information is the acceptance of this disclaimer.

All Rights Reserved.

[Investment in Commodity and equity market has its own risks.](#)

We, however, do not vouch for the accuracy or the completeness thereof. [we are not responsible for any loss incurred whatsoever for any financial profits or loss which may arise from the recommendations above.](#) Money CapitalHeight Research investment advisors Pvt. Ltd. does not purport to be an invitation or an offer to buy or sell any financial instrument. [Our Clients \(Paid Or Unpaid\), Any third party or anyone else have no rights to forward or share our calls or SMS or Report or Any Information Provided by us to/with anyone which is received directly or indirectly by them. If found so then Serious Legal Actions can be taken.](#)